



Co-funded by
the European Union

SOCIAL MEDIA CHANNELS

The most known and used



Co-funded by
the European Union

What is Instagram?

Instagram is an easy-to-use mobile application that lets you capture and edit photos or videos on your tablet computer or smart phone. You can then share your creations on Instagram and various other social media websites, such as Facebook, Twitter, and Foursquare.





Co-funded by
the European Union

What is Instagram?

Instagram is an awesome multi-purpose app. It was initially designed to support social networks, but it has since become a social network all its own. Users can follow what other users post, or leave a “like” or comment on a photo or video that they find interesting.

If you feel like being more private, users can require approval before other people are allowed to see their posts, or send posts privately to specific other users with the “Instagram Direct” feature.

A screenshot of the Instagram mobile app's sign-up screen. The screen has a white background with a light gray border. At the top, the word "Instagram" is written in its signature script font. Below it, the text "Iscriviti per vedere le foto e i video dei tuoi amici." is displayed. A blue button with a white Facebook logo and the text "Accedi con Facebook" is positioned below the text. Underneath the button is a small "O" icon. Below the "O" icon are four input fields: "Numero di cellulare o indirizzo e-mail", "Nome e cognome", "Nome utente", and "Password". A blue button with the text "Avanti" is located below the input fields. At the bottom of the screen, there is a small block of text: "Iscrivendoti, accetti le nostre Condizioni. Scopri in che modo raccogliamo, usiamo e condividiamo i tuoi dati nella nostra Normativa sui dati e in che modo usiamo cookie e tecnologie simili nella nostra Normativa sui cookie."



Co-funded by
the European Union

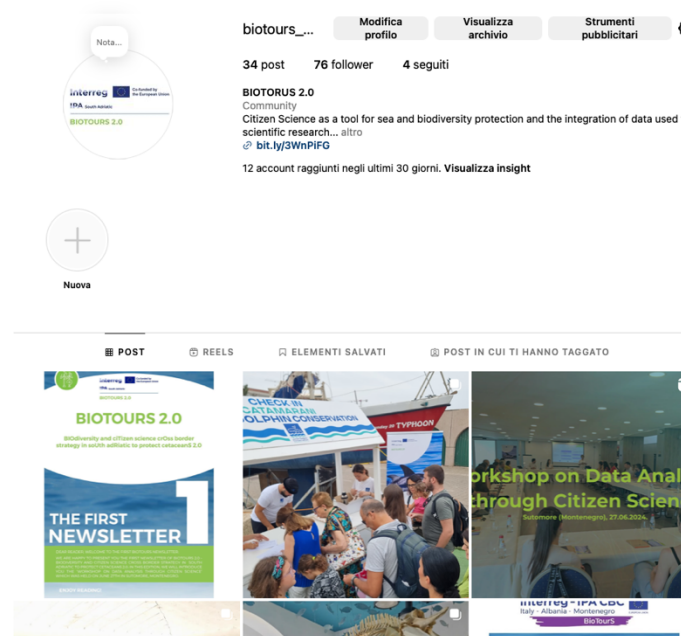
How does Instagram work?

Instagram works as a photo and video editing tool, as well as a stand-alone social networking app. You can also use it to simultaneously share photos and videos across multiple social media platforms,

Ways to use instagram

Make connections with other users.

Many other people use Instagram. Some users may be your friends or family! You can connect with them and follow what they do, and they can do the same for you.

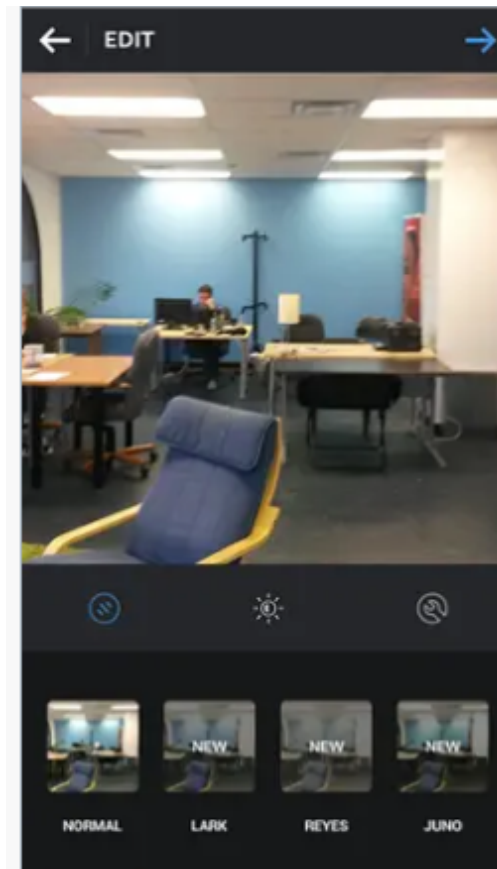




Co-funded by
the European Union

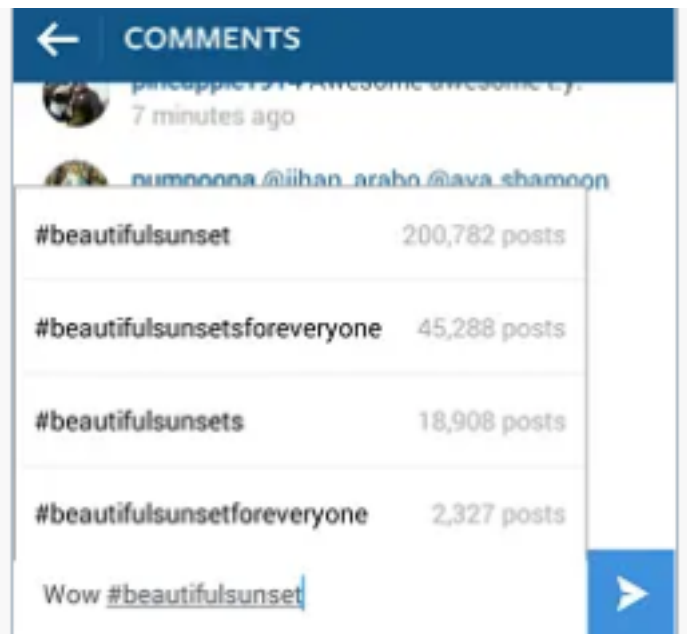
Share photos and videos or catch as an editing program.

You can choose to upload photos or videos that are already stored on your mobile device or tablet, or you can capture photos and videos from within the Instagram app.



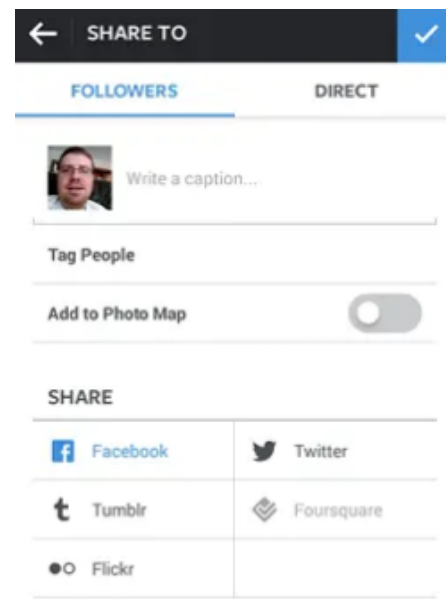
Organize and categorize all of your posts to make them easier to find.

Instagram supports the use of “hashtags,” which are short words/phrases/abbreviations preceded by the “#” sign that you can add to your posts to help categorize them. This not only makes them easier to find for you, but it also helps other people find them as well!



Share your posts across multiple social platforms.

Why just stop at sharing your photos and videos on one social network? Instagram allows you to connect to many other social networks, which means that you share photos and videos on Instagram and your other accounts all at the same time!





Co-funded by
the European Union

Change your account.





Are you the shy type who would rather use Instagram as their own private online photo album? No problem! You can set your account to private, which means that only people whom you approve as “followers” can see what you’ve posted. You can also use “Instagram Direct” to send a private post to a friend that only they can see, so it won’t show up in any public place on Instagram.

Impostazioni

 Meta


Centro gestione account


Gestisci le tue funzioni collegate e le impostazioni degli account sulle tecnologie di Meta.

-  Dettagli personali
-  Password e sicurezza
-  Preferenze relative alle inserzioni
-  Pagamenti

[Vedi altro nel Centro gestione account](#)

Come usi Instagram

 Modifica profilo


 Notifiche



Co-funded by
the European Union

Use Instagram as a tool to promote your business.

Lots of companies are now using Instagram as a way to promote themselves. Brands, companies, organizations, and businesses can create their own Instagram pages to promote their products and services.





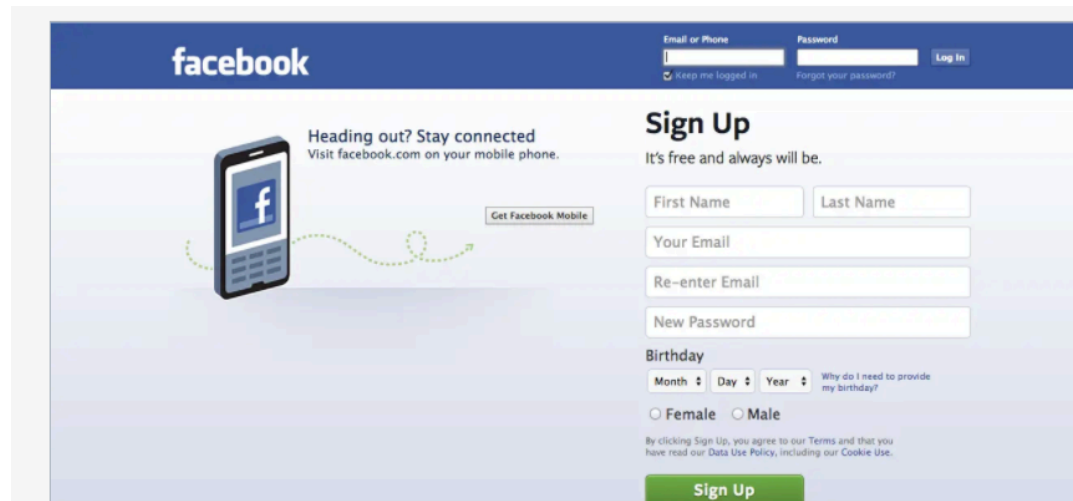
Co-funded by
the European Union

What is Facebook?

Created in 2004, it is a "social network". It's an online community set up to facilitate people finding and forming friendships with each other through an exchange of different content. Facebook is one of the biggest social networks because of how much you can do with it.



1. Go to www.facebook.com in your web browser to sign up.
2. The home page shows you how simple it is to get started. Simply fill out the form with your basic information, and then click the green **SIGN UP** button at the bottom.



The screenshot shows the Facebook homepage with the 'Sign Up' section highlighted. The 'Sign Up' section includes the following fields and options:

- Email or Phone** and **Password** input fields with a **Log In** button.
- Keep me logged in** checkbox and **Forgot your password?** link.
- Sign Up** heading with the text "It's free and always will be."
- First Name** and **Last Name** input fields.
- Your Email** input field.
- Re-enter Email** input field.
- New Password** input field.
- Birthday** section with **Month**, **Day**, and **Year** dropdown menus, and a link "Why do I need to provide my birthday?".
- Female** and **Male** radio buttons.
- A disclaimer: "By clicking Sign Up, you agree to our Terms and that you have read our Data Use Policy, including our Cookie Use."
- A green **Sign Up** button.

Once you've signed up for Facebook, you'll be given the option to find friends based on the contacts stored in your e-mail account (or accounts, if you have more than one). Click **Find Friends** beside the email service that you use, click in the white box that appears, type in your email address, and then click the big "**FIND FRIENDS**" button below that box.



Co-funded by
the European Union

Step 1
Find your friends

Step 2
Fill Out Info

Step 3
Add Profile Pic


Are your friends already on Facebook?

Many of your friends may already be here. Searching your email account is the fastest way to find your friends on Facebook. [See how it works.](#)

How Facebook works

connect people in a variety of different ways

Facebook gives you lots of options for connecting with people you know. You can find people to become "friends" with on Facebook based on where you live (or lived), where you go (or went) to school, where you work (or worked), or even who else you are friends with. Even some of your frequent email contacts might be on Facebook already!





Co-funded by
the European Union

Share news with your connections through text, pictures, videos, and more

You can let your Facebook "friends" know what you're up to with photos of your cute grandchildren or pets, something interesting that you've overheard or found on the Internet recently, or a video of a memorable activity that you did on your most recent vacation.



Video in diretta



Foto/video



Reel



Crea storia

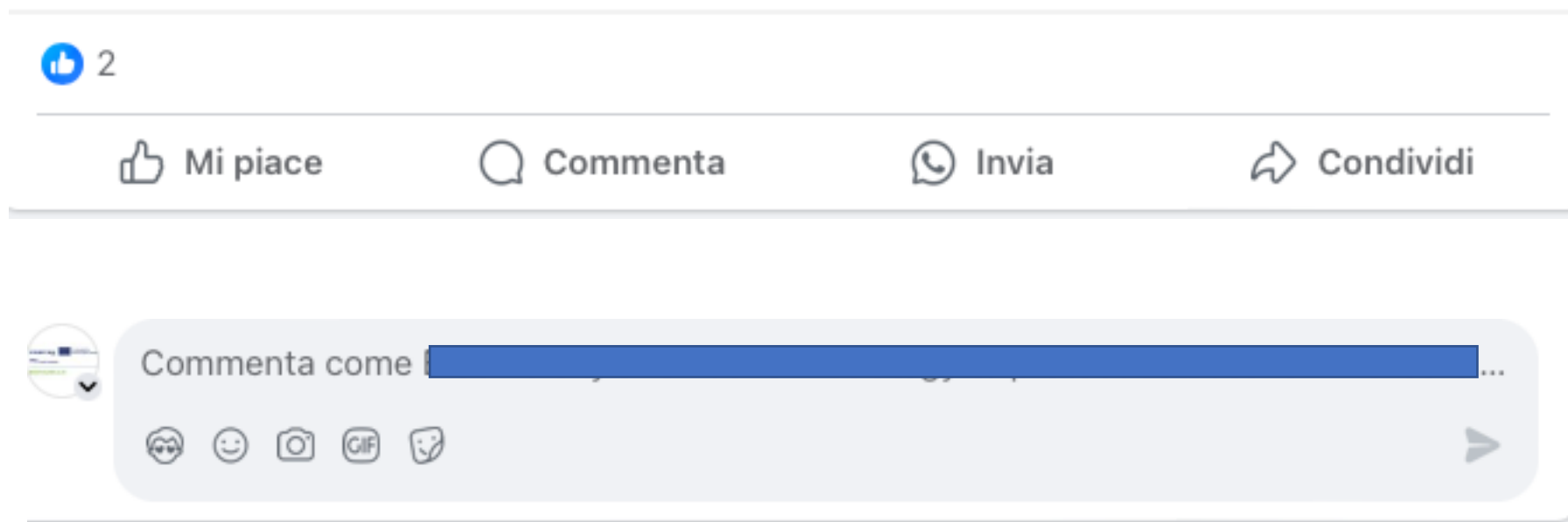
Condividi una foto o scrivi qualcosa.



Co-funded by
the European Union

Keep the discussion going with "likes" and comments

When you see news from your friends or the people or brands that you follow, you can "like" what they post to show your appreciation for it, comment on how it makes you feel, or even share it with your other friends.

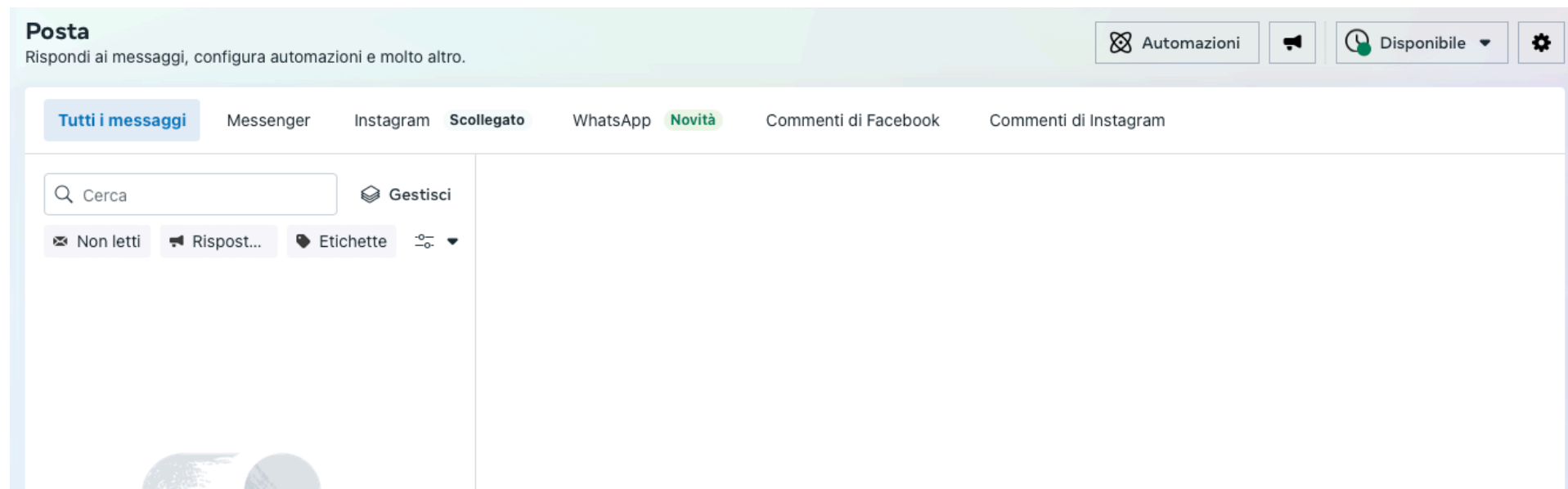




Co-funded by
the European Union

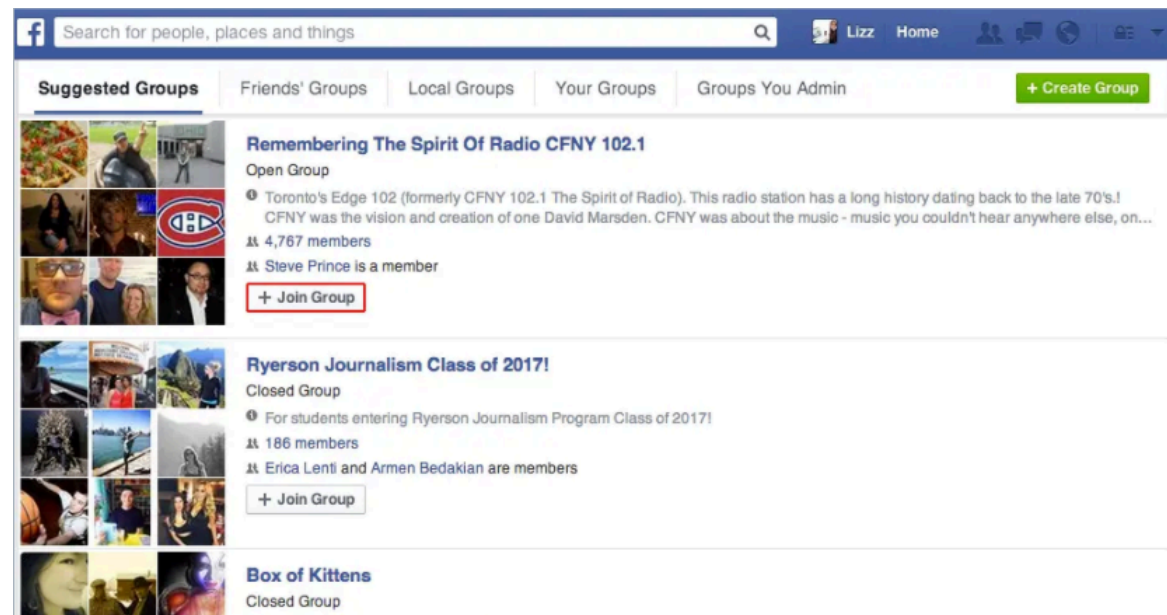
Use chat and messaging features to talk to people directly

Sometimes, you only want specific people to hear or see what you have to share. That's when you can use Facebook's internal email system to send private messages to people, or use the "chat" function to swap text messages and other content with one or more of your friends at once.



Join groups of people who enjoy the same things that you do

You can join "groups" on Facebook that are focused on a particular activity or theme. Then, you can post content and discussions that can be seen and contributed to by all group members. Some groups are open to the public, while others require you to be invited in order to join and see them.





Co-funded by
the European Union

Organize events in real life

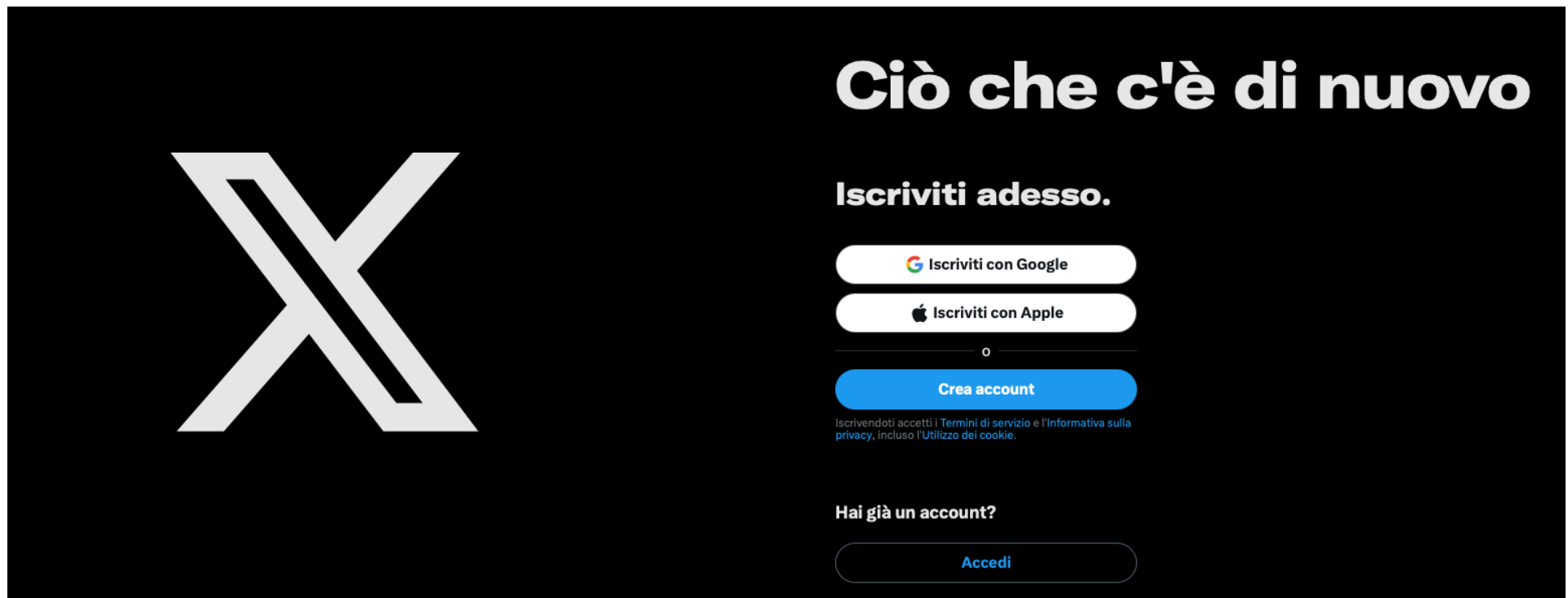
Use Facebook's to set up an event with the time, date, and other details. Then, send out invitations to your friends, and have them reply as "going", "not going", or "maybe". No "phone tag" or mailing out RSVPs necessary!





Co-funded by
the European Union

TWITTER is a free social networking site where users broadcast short posts known as tweets. These tweets can contain text, videos, photos or links.





Co-funded by
the European Union

TIK TOK is a short form video hosting service. It hosts user-submitted videos with the range of duration from 3 seconds to 60 minutes

